

Services for Children in Care



The programme includes:

- Gateway Assessments
- Mental Health Services



Gateway to

better education and health care

Gateway Assessments are an **interagency commitment** between the Ministries of Health, Education and Child, Youth and Family to clarify and identify ways to address children and young people's needs.



Gateway Assessment is available to:

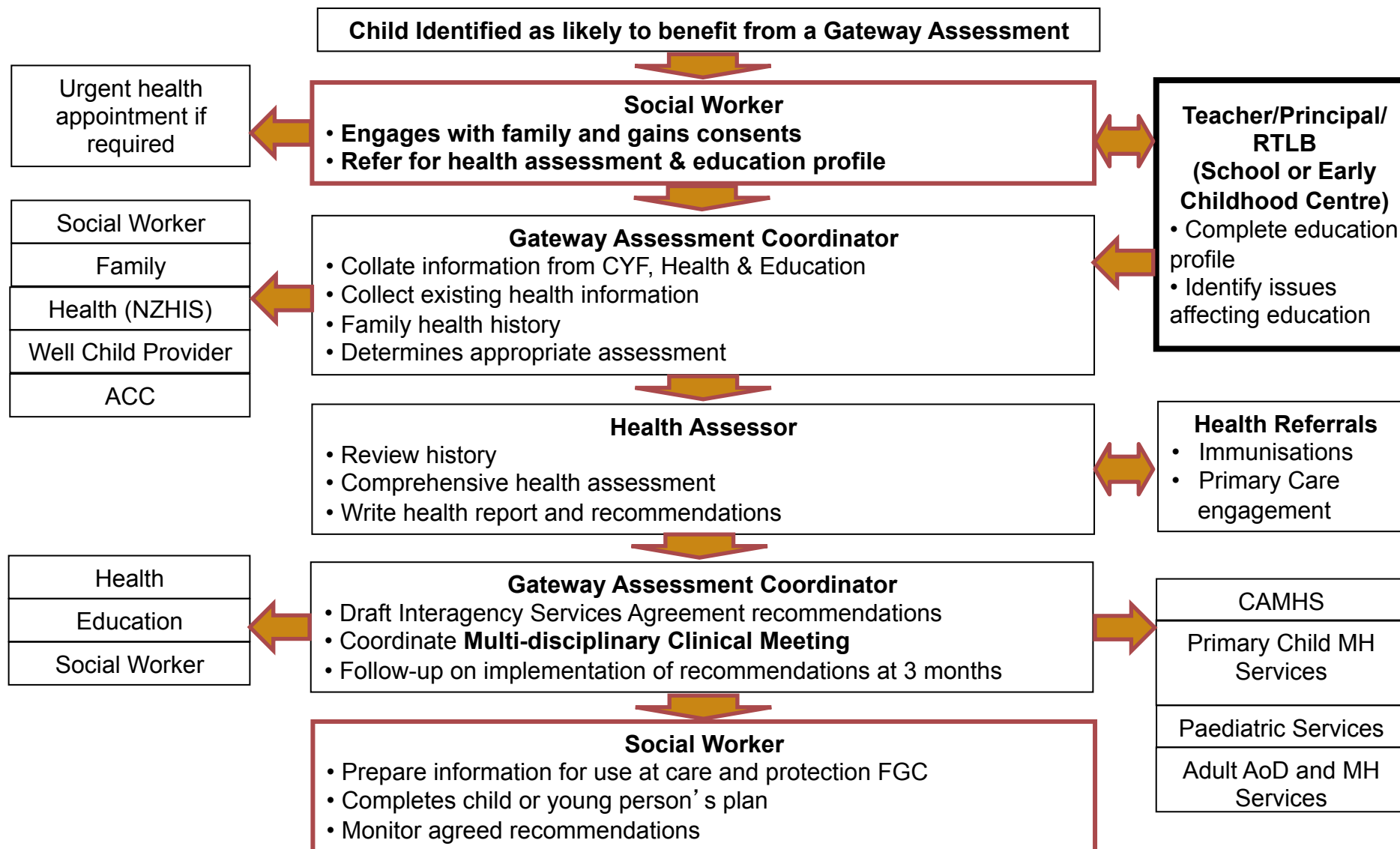
- > Children/young people **entering care** includes S78, 101, 102, 110(2)(a), 139, 140
- > Those already in care to help clarify and identify ways to address their needs *
- > Those being referred for Care and Protection Family Group Conference *

* These criteria are dependant on the social worker identifying if the child or young person would benefit from a Gateway Assessment

** Youth Justice have their own health and education assessment process but we will be working towards a single process.



Let's consider each step: child identified



Teachers and the Education Profile

- > Teachers information is important as they know how children and young people learn and socialise at school
- > Exchanging information with teachers is part of the social work role and improves the knowledge all of the professionals have about children and young people
- > Teachers and RTLB's contribute to the child or young person's Interagency Service Agreement



Role of RTLB Cluster Manager

- > Actions a priority referral for an education profile to an RTLB for immediate follow up if:
 - > Child or young person is entering care
 - > Child or young person is in care
 - > Child or young person is between the age of 5-14

****Education profiles will be requested for all children and young people that are referred for a Gateway Assessment which includes those accessing Gateway Assessments prior to a Family Group Conference

Role of the RTLB

- > Facilitates a meeting between the social worker, teacher, parent/guardian within 0-4 days of receiving a request for an education profile.

- > Supports the teacher to:
 - ❖ complete the Education Profile
 - ❖ identifies strategies to ensure the child/young settles and succeeds in class *and*
 - ❖ ensure that the education needs that are identified are met

- > Develops a plan that addresses the immediate needs of the young person and covers the first month with provision for on-going monitoring.

- > Is the Lead Worker during the first month, if the young person is not a current client of GSE (a significant number will be).

Role of the RTLB cont.

- > Provides any necessary on-going specialist input, e.g. undertake any assessments that are necessary.
- > Provides on-going high quality education information and feedback to the Social Worker.
- > Contributes to the development of the Interagency Services Agreement and is a key member of the Multi-disciplinary Clinical meeting by contributing and education perspective.
- > Contributes to strengthen the link between education and other agencies supporting the child or young person.

RTLB facilitated meeting

- > When a child comes into care the RTLB will convene a meeting within 0-4 days
- > The focus of the meeting is on:
 - > Sharing information
 - > Short term planning and intervention
 - > Supporting the young person's education during their transition into care
 - > Possible attendees: Social Worker, caregiver, teacher, RTLB, Principal, MOE SE (if involved), young person (or there is thought given to how to incorporate their views)

Multi-disciplinary clinical meeting

- Organised by the Gateway Assessment Coordinator
- Determines what each agency will contribute to meeting the needs of the child or young person
- Confirms the Interagency Services Agreement which includes:
 - summary of needs identified
 - the recommended interventions and services to meet the needs
 - who will make the referral and when
 - who will pay for the interventions
 - how it will be monitored
- Once finalised, each agency is responsible for implementing the services that they have agreed to fund.



How are we doing?

- > Improved health, education and wellbeing for children and young people
- Between the dates of 1 July 2011 and 30 May 2012, 970 referrals have been made to a Gateway Assessment clinic. Of that, 503 assessments have been completed by the DHB's
- We have stronger relationships between Health, Education and Child, Youth and Family
- > Of the 970 referrals, Child, Youth and Family have received 503 completed reports which inform the ISA
- > However, of the referrals received so far, 65% of referrals are missing the Education Profile



Real Outcomes: Real children

Rei

- 15 year old with un-identified tongue tie

Tim

- 20 month old with developmental delay

Harley

- 8 year old with a hole in his heart

Kate

- 19 month old with developmental delay

Sonny

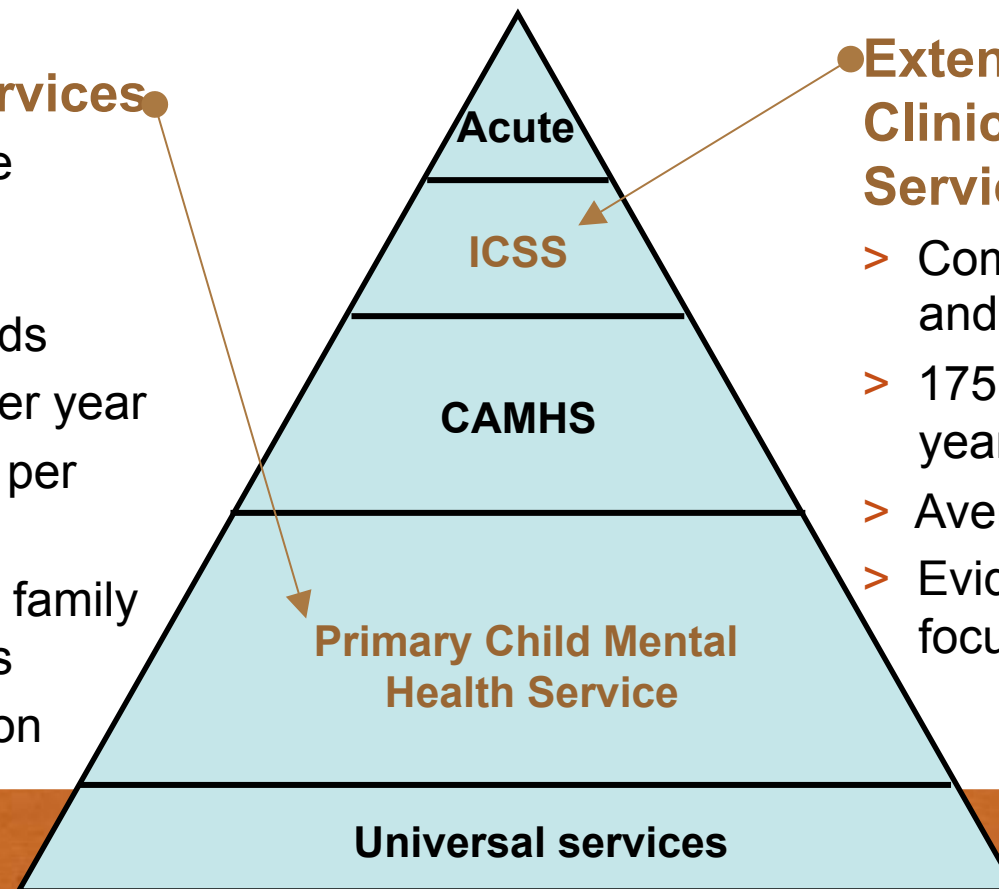
- 4 year old with multiple health concerns

New CYF Funded Mental Health Services

We have new funding for mental health services to meet the needs of children and young people identified through Gateway Assessment.

New primary services

- > Mild to Moderate mental health = emotional and behavioural needs
- > 1,600 children per year
- > Average \$1,550 per child
- > Evidence-based family focused services
- > Starting very soon

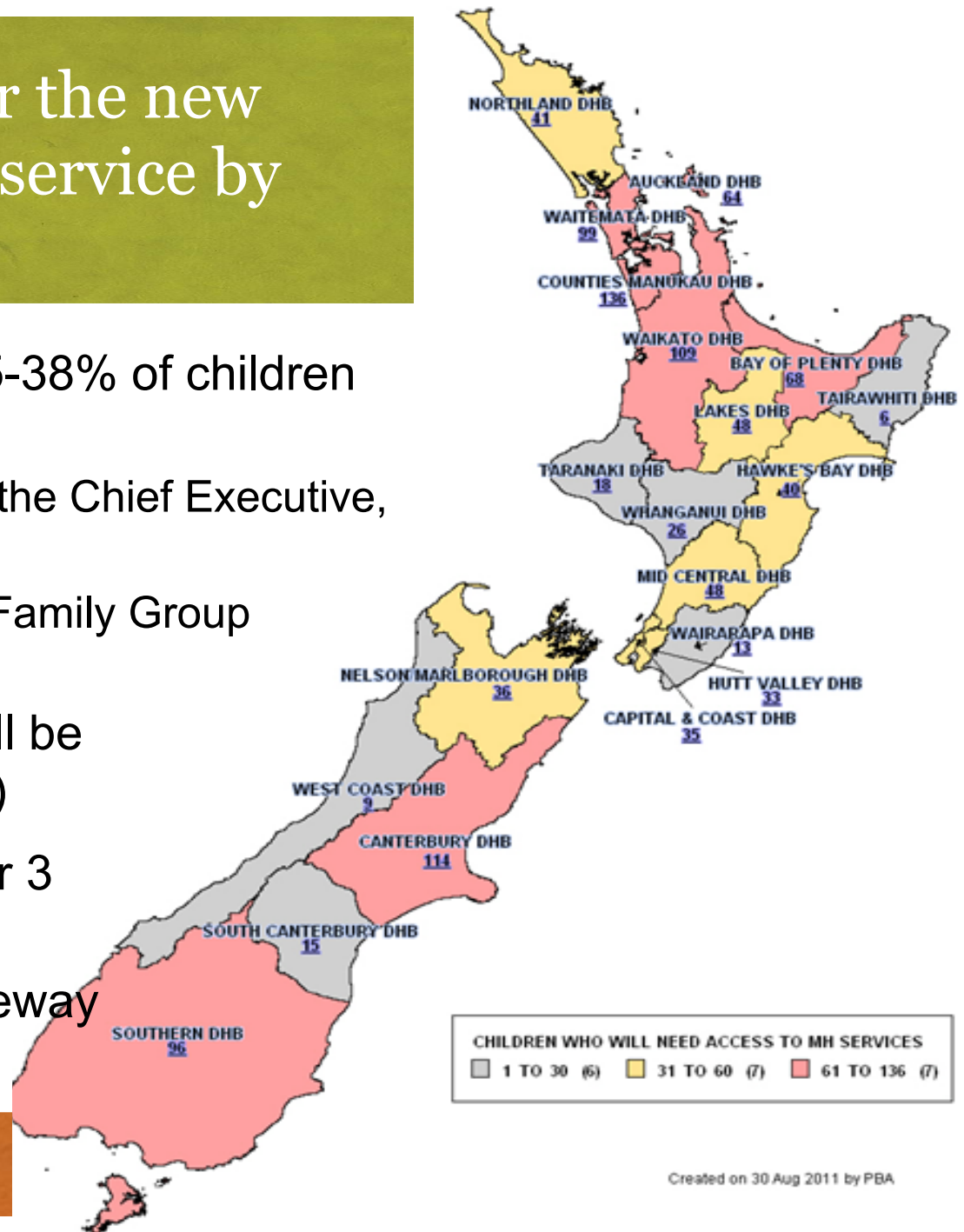


Extension of Intensive Clinical Support Services

- > Complex mental health and behaviour
- > 175 young people per year
- > Average cost of \$14,300
- > Evidence-based, family focused services

Anticipated demand for the new primary mental health service by DHB region

- demand estimated to be 25-38% of children who:
 - > come into the custody of the Chief Executive, or
 - > who are the subject of a Family Group Conference
- about half of the children will be preschoolers (0-5 year olds)
- implementation phased over 3 years
- first in areas where the Gateway Assessment is established



Children and young people – how the interventions will support them

- > Highlight any concerns about emotional and behavioural wellbeing in the Gateway Assessment referral - and throughout the process
- > Getting in early - unaddressed infant mental health needs can lead to negative outcomes e.g. conduct disorder
- > All evidence based interventions sit within a holistic framework. To be effective with children and young people they require quality social work practice
- > Stable emotional relationships are integral to the wellbeing of children and young people. A collaborative approach with mental health services can contribute to this outcome.

More information about services for children in care

- > You can find more information and resources on the intranet at:
<http://doogle/whats-on/projects/child-youth-family/health-and-education-gateway-assessments/index.html>
- > The Interagency Guide for teachers, social workers, health assessors and Gateway Assessment Coordinators will soon be available to all practitioners working with children and young people who may have a Gateway Assessment.
- > If you have any questions you can contact:
 - > Lisette Rawson, Project Manager
Lisette.Rawson002@cyf.govt.nz or D2D 43285
 - > Brendy Weir, Senior Advisor
Brendy.weir001@cyf.govt.nz or D2D 43084